


Dedicated to People Flow™



A STYLISH, VANDAL RESISTANT ELEVATOR SIGNALIZATION

# KONE KSS 140

# Car operating panel (COP)

- An impact, scratch and burn resistant signalisation
- All devices are splash resistant and easy to clean (IPX3)
- The durable yet attractive design makes it ideal for public transport, airports, public buildings, goods, residential, and office or retail elevators.
- Complies with European standard (EN81-71) for vandal resistant elevators Category 1 requirements, and optionally Category 2
- Complies with European accessibility standard (EN81-70)
- All signalization is compliant with EN81-72 and EN81-73
- Up to 16 floors; (max. 14 floors for EN81-70 and EN81-72; max. 12 floors LAW13)


**Faceplate finishing:** Scottish Quad, textured stainless steel and Asturias Satin stainless steel

**Displays:** Scrolling dot matrix

**Color:** Amber

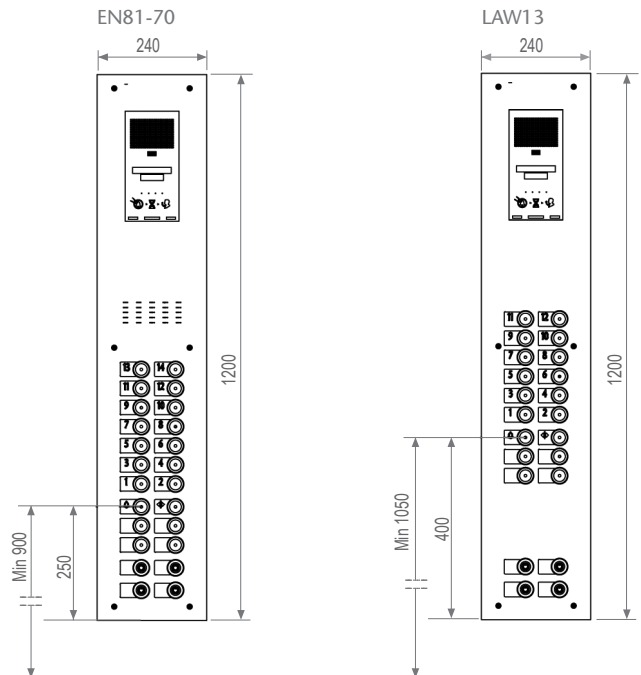
**Buttons:** Round, surface mounted steel. Markings on the symbol plate beside the button, optionally braille available (EN81-71, Category 1)

**Fixing type:** Flush mounted with KONE shield screws.

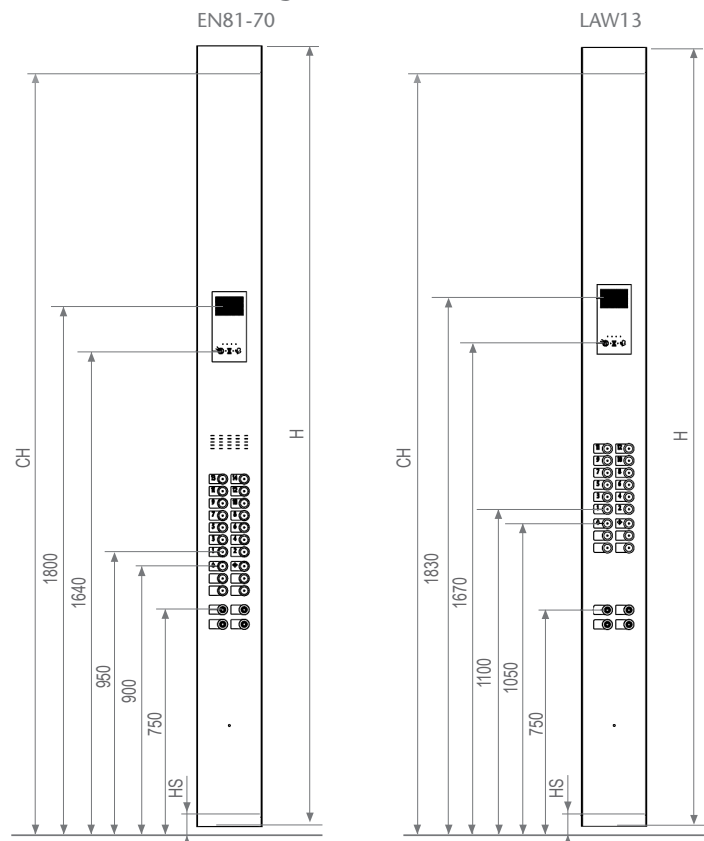


KSC 143

## Partial height COP



## Full height COP



# KSS 140 functions and features

## Dual function emergency symbols

The integrated emergency symbols have a dual function, working as an emergency light and as a call connection sequence indicator.

## Emergency light



In case of a power failure the symbols are backlit with bright light, illuminating the car and ensuring the instructions are clearly visible for persons trapped in the car.


## Emergency connection indicators



The amber alarm bell symbol lights up when the alarm button is pressed.



The symbols light up step by step showing the progression of the call.



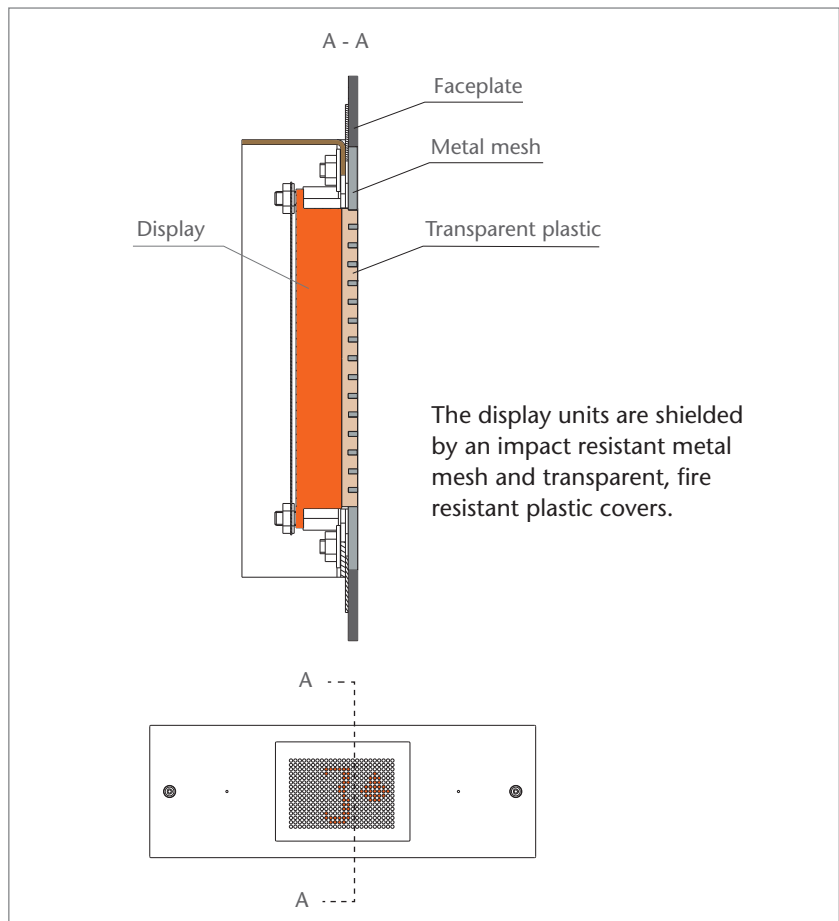
When the green light is on, the call is connected to the emergency call center.



## Durable faceplates

The textured faceplates conceal scratches and keep the devices in good condition for longer. In addition they offer attractive design features for both new and existing elevators.

## Shielded display units



# Landing signalizations

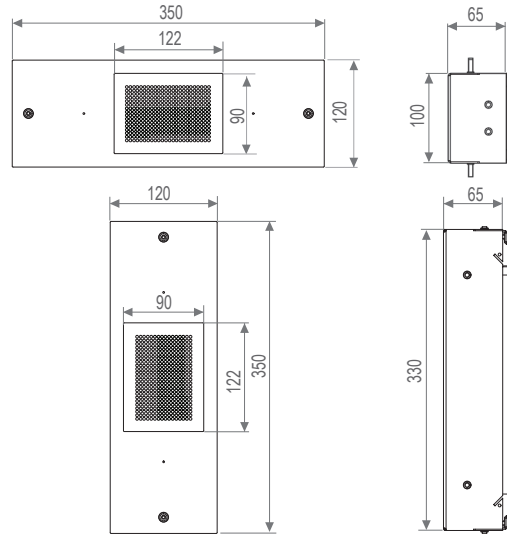
## Display

- All devices are impact, scratch and burn resistant.
- The displays are covered by a strong steel mesh.
- The cutouts for the display lights are filled with fire resistant transparent plastic.
- Available in variable dimensions to fit existing faceplate spaces.

## Hall lantern indicator



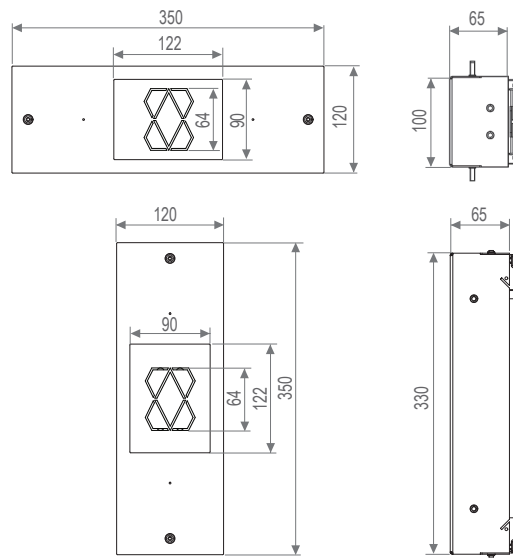
KSI 143



## Hall lantern




KSH 140

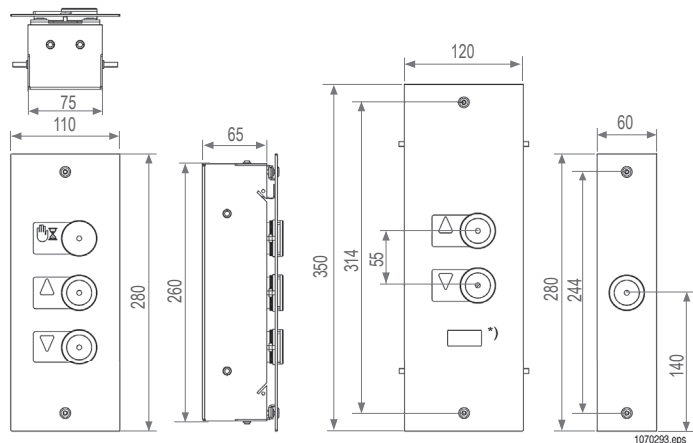


KSH 140

## Landing call station



KSL 140



1070293.eps