

A man and a woman are standing inside a modern elevator. The woman, on the left, is wearing a blue cardigan over a dark blue top and a dark blue skirt. She is pointing at a control panel on the left wall. The man, on the right, is wearing a grey blazer over a green t-shirt and blue jeans. The elevator interior has wood-paneled walls and recessed ceiling lights. A control panel with two buttons is visible on the right wall.

# MODERNIZATION UPGRADE PACKAGES

# IT'S TIME TO TAKE A FRESH LOOK AT YOUR ELEVATOR

Just like any other piece of electrical or mechanical equipment, after years of reliable service your KONE MonoSpace® elevator is probably in need of some well-deserved care and attention.

As the developers of your KONE MonoSpace elevator, we're here to help you find the best solution for your elevator in order to keep it running safely and reliably for many more years to come.

Whatever your need and budget, our range of quick-to-install modular upgrade solutions have got you covered. With our upgrade packages you can improve the safety, performance, energy efficiency, and comfort of your KONE MonoSpace, as well as its general appearance.

## UPGRADE BENEFITS FOR YOUR MONOSPACE



### OPTIMIZED ENERGY EFFICIENCY

Solutions such as a regenerative drive can significantly improve the energy efficiency of your elevator.



### IMPROVED PERFORMANCE AND RELIABILITY

Renewing your elevator's electrification can significantly improve its performance and reliability.



### UNIQUE DESIGN

Give your elevator a whole new look by renewing the car interior with our Car Deco Upgrade package, which offers an extensive selection of materials and accessories to choose from when creating your design.



### INCREASED SAFETY

Safety is always a priority, and it's the details that matter. Upgrading your elevator's doors with new safety gear and adding a two-way communication system are just two examples of how you can increase safety.



### ENHANCED ACCESSIBILITY

It's important that everyone can use your elevator safely. You can enhance elevator accessibility by ensuring that it levels accurately and the doors stay open long enough.

#### GET STARTED

### ELECTRIFICATION & SIGNALIZATION UPGRADE

The core of your elevator is the electrification. Upgrading the electrification ensures:

- More accurate leveling and improved ride comfort
- Improved diagnostics and easier, faster fault finding
- Eco-efficient performance

As well as upgraded electrification, you'll also benefit from stylish new signalization that both looks great and delivers a first-class user experience.

#### TAKE THINGS ONE STEP FURTHER

### CAR DECO UPGRADE

Although your elevator was built to last, the car design might be looking a little outdated after all these years. The Car Deco Upgrade package will help you bring it into the modern age.

### ELEVATOR DOORS UPGRADE

With our Doors Upgrade package you can upgrade the car doors or landing doors – or both at the same time. As well as replacing the door operator, we'll also fit new paneling around the doors too.

### MACHINERY UPGRADE

Replacing your elevator's existing machinery with the latest technology will not only keep it running reliably for many years to come, it will also significantly reduce brake noise.

#### FUTURE-PROOF YOUR ELEVATOR

### CONNECTIVITY

Alongside the electrification upgrade, you can also choose our Connectivity package, which future-proofs your elevator by ensuring that it's compatible with our latest solutions including KONE Residential Flow® and 24/7 Connected Services®.

# KONE MONOSPACE UPGRADE PACKAGES



## ELECTRIFICATION & SIGNALIZATION UPGRADE

### HAVE YOU NOTICED THESE SIGNS?

Your elevator's ride comfort and leveling accuracy may have deteriorated over time, resulting in a bumpy ride and an increased risk of trips or falls. What's more, your elevator's signalization might suffer from frequent technical problems and present accessibility challenges, particularly for people with visual impairments.

### BENEFITS

- The latest-generation electrification with high reliability and improved diagnostics
- Maximum reliability and performance, improved ride comfort, and accurate leveling enabled by modern drives
- Safe operation ensured through continuous monitoring for short circuit or over-connection of the elevator's safety functions

- Eco-efficient performance
- Attractive, modern signalization that complies with the EN81-70 accessibility code

## ELEVATOR DOORS UPGRADE

### HAVE YOU NOTICED THESE SIGNS?

Old elevator doors can be erratic and noisy, and may lack the safety features included as standard in modern door systems.

### BENEFITS

- Opening and closing speeds that can be adjusted according to the needs of the building
- Modular options ranging from the replacement of key components to replacing the replacement of the door system

- Increased door safety with a modern curtain-of-light safety system to detect if an object is between closing doors
- A fresh look for landings and the car interior with new door paneling

## MACHINERY UPGRADE

### HAVE YOU NOTICED THESE SIGNS?

Noise from the elevator machine's brakes might be disturbing tenants; older elevators may also lack brake monitoring devices.

### BENEFITS

- Significantly reduced brake noise thanks to our latest-generation silent brake technology, which includes improved brake modules and dampening materials
- Increased safety thanks to modern, high-powered brakes that prevent ascending car overspeed and uncontrolled movement

## WORN-OUT CAR INTERIOR?

Read more about our  
Car Deco Upgrade »

# A NEW LOOK WITH THE CAR DECO UPGRADE


Freshening up your elevator's look with things like new panels and flooring will alter the weight of the car, so it pays to know what you're doing. With the KONE Car Deco Upgrade package you can update the car interior safely and with minimal downtime. A welcoming elevator car adds direct value to your building.

We know that each building is different and one option does not suit all. Pick from our design theme collection or mix and match materials, lighting, and accessories to create a unique design. Our fresh design themes – Modern Simplicity, Classic Chic, Cool Vintage and Industrial Chic – have been created by our award-winning in-house design team and will complement residential buildings of all ages and styles.




**Modern Simplicity 14001**

SIDE PANELING: L209 Snowberry White | BACK PANELING: L207 Lime Green | CEILING: CL88  
FLOORING: RC20 Smoke Gray | SIGNALIZATION: KCSD20 Ivory Black | HANDRAIL: HR64



**Classic Chic 14002**

SIDE PANELING: L202 Hazel Oak | BACK PANELING: L202 Hazel Oak | CEILING: CL95  
FLOORING: SF30 Chalk White | SIGNALIZATION: KCSD20 Snow White | HANDRAIL: HR61



**Cool Vintage 14003**

SIDE PANELING: L202 Hazel Oak | BACK PANELING: L207 Lime Green | CEILING: CL94  
FLOORING: SF31 Grainy Sand | SIGNALIZATION: KCSD20 Snow White | HANDRAIL: HR64



**Industrial Chic 14004**

SIDE PANELING: TS1 Flemish Linen | BACK PANELING: TS1 Flemish Linen | CEILING: CL94  
FLOORING: RC22 Shell Gray | SIGNALIZATION: KCS286 | HANDRAIL: HR64



**Cool Vintage 14005**

SIDE PANELING: Asturias Satin | Back paneling: L203 Almond Oak | Ceiling: CL95  
Flooring: SF31 Grainy Sand | Signalization: KCSD20 Ivory Black | Handrail: HR64




**Classic Chic 14006**

SIDE PANELING: L205 Ebony Oak | BACK PANELING: L205 Ebony Oak | CEILING: CL98  
FLOORING: SF30 Chalk White | SIGNALIZATION: KCSD20 Ivory Black | HANDRAIL: HR63

KONE car interiors and signalization have won both red dot and GOOD DESIGN awards.




reddot design award winner 2012



# MIX AND MATCH

## WALL MATERIALS

### Laminate




### Stainless steel



## FLOOR MATERIALS

### Rubber




### Stone



### Vinyl



### Local flooring



## CEILING\*



\* Please note, that the amount and positioning of led lights is subject to the car dimensions.

## DOOR AND FRONT WALL MATERIALS

### Stainless steel



## HANDRAILS

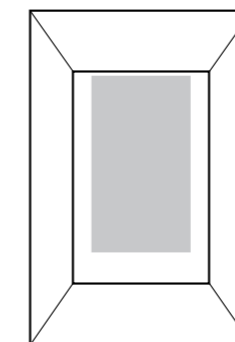


## SKIRTING



Skirting is a default in Car Deco.

## MIRROR



Partial width, medium height  
Actual mirror size is subject to the car dimensions.

## SIGNALIZATION



KCSD20  
Multiple color options

KCS286

# THE HASSLE-FREE WAY TO UPGRADE YOUR ELEVATOR

Whatever options you select, our experts will ensure that the entire upgrade process goes smoothly from start to finish – most upgrades can be completed in just a few days. Our goal is to make sure that your elevator is comfortable for passengers and that it runs smoothly, efficiently, and safely for many years to come.



## UPGRADE PROCESS

- 1 Study elevator and create upgrade plan according to condition and need
- 2 Define schedule for upgrade and inform residents in advance
- 3 Prepare the site and install the selected upgrade packages
- 4 Perform quality inspection prior to handover

## AVERAGE INSTALLATION TIMES

ELECTRIFICATION & SIGNALIZATION UPGRADE

🕒 2 days

MACHINERY UPGRADE

🕒 2 days

ELEVATOR DOORS UPGRADE

🕒 Half day per door

CAR DECO UPGRADE

🕒 1 day

The installation times stated above are subject to the condition of the equipment prior to the upgrade and the selected upgrade packages.

## INSTALLATION SERVICES

During installation we will always:

- Prioritize the safety of building users
- Ensure the site is properly protected and kept clean
- Use tools that minimize noise

Optionally, we can also:

- Adapt our working hours to minimize disruption (e.g. by performing the work at night in an office building, or during specified hours in a hotel)
- Offer express delivery in the case of urgent need
- Customize safety screens with a design of your choice
- Ensure the elevator is available for use at the end of each working day

# FREQUENTLY ASKED QUESTIONS

1

## WHY WOULD I DO ANY UPGRADES TO MY ELEVATOR?

The average life span of an elevator is about 20 years, and just like any other piece of equipment parts need to be replaced – and eventually more comprehensive upgrade will be needed. Being proactive means you'll save money and have more options available to you.

2

## CAN I CHOOSE MORE THAN ONE UPGRADE PACKAGE?

Yes, but the Electrification and Signalization Upgrade package is always the starting point as the upgraded components in this package lay the groundwork for further upgrades. You can then choose additional upgrade packages according to need.

3

## ARE THE UPGRADE PACKAGES CODE COMPLIANT?

Our KONE MonoSpace Upgrade packages are designed to meet the latest industry standards.

4

## CAN I CHOOSE TO UPGRADE THE HOISTING MACHINE LATER ON?

Yes. While it is less disruptive to upgrade everything at once, the work can also be done in phases, for example if you need to spread the investment over a longer period.

5

## CAN I DESIGN MY OWN ELEVATOR CAR INTERIOR?

You can choose an interior from one of our ready-made design themes, or mix and match your choice of materials and accessories to create a unique design for your building. It is also possible to retain the existing car floor so it would match your building floor design.

6

## HOW DOES THE PROCESS WORK?

The first step is planning. We perform a thorough assessment to determine the current condition of your elevator and the scope of the modernization. Then we create a plan for the installation and agree it with you before starting the work.

7

## HOW WILL THE UPGRADE WORK AFFECT TENANTS' EVERYDAY LIVES?

We will always plan the modernization process so that people can continue to move around the building safely while the work is going on. End users will be informed well in advance about any periods of elevator downtime.

8

## HOW WILL THE UPGRADE CHANGE MY ELEVATOR?

This will depend on which upgrade packages you choose. Regardless of which upgrades you decide to implement, the elevator's speed, load capacity, and car size will remain the same.

KONE provides innovative and eco-efficient solutions for elevators, escalators, automatic building doors, and the systems that integrate them with today's intelligent buildings.

We support our customers every step of the way; from design, manufacturing, and installation to maintenance and modernization. KONE is a global leader in helping our customers manage the smooth flow of people and goods throughout their buildings.

Our commitment to customers is present in all KONE solutions. This makes us a reliable partner throughout the life cycle of the building. We challenge the conventional wisdom of the industry. We are fast, flexible, and we have a well-deserved reputation as a technology leader, with such innovations as KONE MonoSpace®, KONE NanoSpace™, and KONE UltraRope®.

KONE employs close to 55,000 dedicated experts to serve you globally and locally.

## KONE CORPORATION

### Head office

Kartanontie 1  
P.O. Box 8  
FI-00331 Helsinki  
Finland  
Tel. +358 (0)204 751

### Corporate offices

Keilasatama 3  
P.O. Box 7  
FI-02151 Espoo  
Finland  
Tel. +358 (0)204 751

[www.kone.com](http://www.kone.com)